


WORK BOOK ASSEMBLY



Download the **tarot4today PDF** file in either monochrome or color. Although there are some color pages in the monochrome version (Pentacle Visualizations and some other random pages), the color version has each card in the book in full color, plus the additional color pages. Your choice of which version to download is entirely dependant on how much ink you want to use. By having the color version, it does make it easier to read and meditate on the card simply by using the book.




It is easier to print on single pages and also, maintains the energy of each card in it's own space. **Single page print from Cover Page to Page104.**

Page 105 begins the "Spreads Section" **Print double sided through Page 130**

- 105-106 Double Side Print (One Page)
- 107-108 Double Side Print (One Page)
- 109-110 Double Side Print (One Page)
- 111-112 Double Side Print (One Page)
- 113 - Single Side Print (One Page)
- 114-115 Double Side Print (One Page)
- 116-117 Double Side Print (One Page)
- 118-119 Double Side Print (One Page)
- 120-121 Double Side Print (One Page)
- 122 - Single Side Print (One Page)
- 123-124 Double Side Print (One Page)
- 125-126 Double Side Print (One Page)
- 127-128 Double Side Print (One Page)
- 129-130 Double Side Print (One Page)
- 130 - Single Side Print (One Page)


By double side printing on the above pages, it will enable you to more easily work with the spreads by having the pages face each other.

Single page print from page 131 to page 136



After assembling the pages, go the Kinko's, UPS Store, Office Max, any place that spiral binds books.

Request the 19 hole plastic ring binder with a dark green ring, green back cover and clear front cover.



Finished pages in binder.